



Combi switchboxes GEMÜ 4240, 4241 and 4242

Areas of application

- Chemical processes
- Power generation and environmental systems
- Industrial water treatment
- Mechanical engineering and processing industries
- Foodstuffs and beverages
- Surface finishing
- Pharmaceutical, biotechnology and cosmetics industries

Features

- Reliable recording of the end positions of process valves with integrated pilot valve
- Can be combined with single acting or double acting linear actuators or quarter turn actuators
- Suitable for diaphragm, globe and diaphragm globe valves as well as for ball valves and butterfly valves
- Suitable for potentially explosive areas
- Simple proximity switches, microswitches or programmable solutions available





GEMÜ 4240, 4241 and 4242 combi switchboxes

Monitoring and automation

Reliable valve position detection is the basis for successful process automation. An integrated sensor on the GEMÜ combi switchboxes records the end position of the process valves and transmits it to the plant control system with a signal. The integrated pilot valve also makes it possible to actuate the process valve with the combi switchbox. The

process valve and combi switchbox are optimally adapted to each other. As a result, you can achieve reliable monitoring of the installed valves, especially for plants with strict safety or quality requirements. GEMÜ will also happily support you during the automation of your plants in extreme process environments. Get in touch with us!




	GEMÜ 4240	GEMÜ 4241	GEMÜ 4242 Size 1	GEMÜ 4242 Size 2
				
Design	Basic	Universal	High end	High end
Flow rate	250 NI/min	250 NI/min	14 NI/min 23 NI/min 250 NI/min	250 NI/min
Linear measuring range	5 to 75 mm	5 to 75 mm	2 to 30 mm	5 to 75 mm
Radial measuring range	0 to 90°	0 to 90°	0 to 90°	0 to 90°
Ambient temperature	0 to 60 °C	0 to 60 °C	0 to 60 °C	0 to 60 °C
Mode of action	Single and double acting	Single and double acting	Single and double acting	Single and double acting
ATEX/IECEx/NEC	-	Zone 1	Zone 2	Zone 2
EAC	●	●	●	●
High visibility LED	-	-	●	●
Location function	-	-	●	●
Manual override	●	●	●	●
Electrical connection types	M12 plug Cable gland	M12 plug Cable gland	M12 plug	M12 plug
Switch types	Microswitch 2-wire proximity switch (NAMUR) 3-wire proximity switch	2-wire proximity switch (NAMUR)	-	-
Communication modes	-	-	AS-Interface DeviceNet IO-Link	AS-Interface DeviceNet IO-Link
Supply voltage	24 V DC/250 V AC 8 V DC 10–30 V DC	8 V DC	24 V DC 26.5–23.6 V DC 11–25 V DC 24 V DC/18–30 V DC	24 V DC 26.5–23.6 V DC 11–25 V DC 24 V DC/18–30 V DC
Protection class	IP 65 (IP 67 with piped air outlet)	IP 65 (IP 67 with piped air outlet)	IP 65 (IP 67 with piped air outlet)	IP 65 (IP 67 with piped air outlet)



Would you like to use the combi switchbox for process automation and monitoring of your valves?

With GEMÜ, you receive a pre-assembled solution. The entire system consisting of combi switchbox and process valve is already preset and tested. This means that you also save on the time and effort required for logistics and installation of the system on-site, as well as for documentation.





3265 Sunset Lane Hatboro, PA 19040 | 215-675-5700 | sentinelprocess.com

GEMÜ Gebr. Müller Apparatebau GmbH & Co. KG
Fritz-Müller-Straße 6–8 · 74653 Ingelfingen-Criesbach, Germany
Phone +49 (0)7940 123-0 · info@gemue.de

www.gemu-group.com